




# CAMP WHITSETT

## 2025 PROGRAM GUIDE



Dear Scouters:

Thank you for choosing Camp Whitsett as your unit's Summer Camp. One of the most vivid memories a Scout will hold dear for the rest of his life is the adventure and fun experience while at summer camp. It is our goal to ensure that every camper takes home an experience or skill that they could not find anywhere else. The Western Los Angeles County Council takes pride in its camping programs and facilities, offering some of the highest quality and most adventurous programming anywhere in the Southwest.

As an adult leader, your role at camp is very important. The leadership you provide will guide your youth as they undertake this experience. For some Scouts, this will be their first time away from home, residing in a true outdoor environment! Leaving their comfort zone may be challenging for some, but your support and effort will help even the most anxious Scout have a rewarding and successful visit.

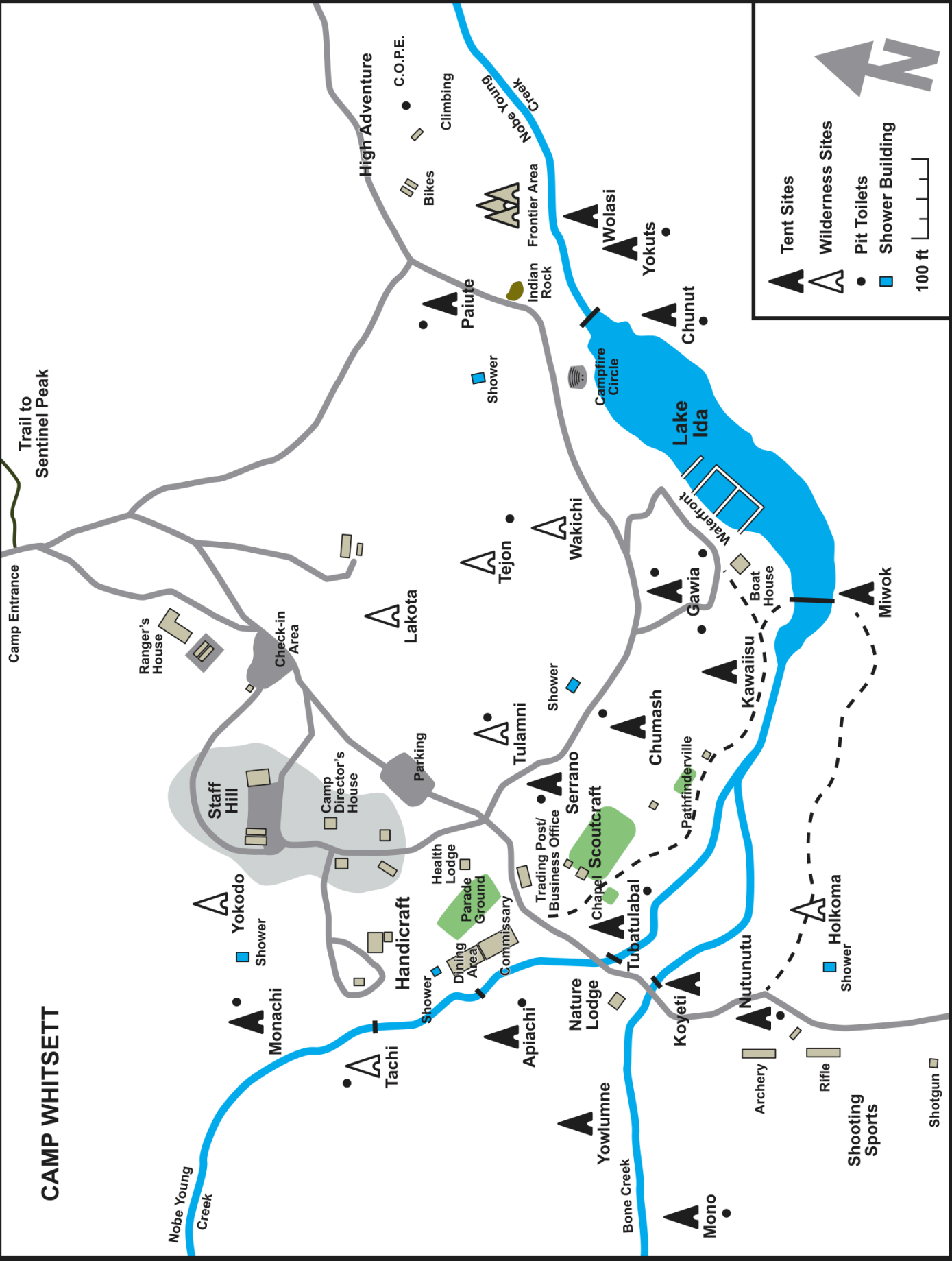
This guide will help answer your questions about Camp Whitsett, and give you an overview of our program, activities, and special events. The *Table of Contents* is divided into three sections to make your preparation, arrival, and stay at Camp as rewarding as possible. These sections include: *Before Coming to Camp*, *First Day at Camp*, and *Program*.

Please note that all published information including Health Forms, Leader's Guide, and Merit Badge Registration, in addition to all program materials is also available online at [www.campwhitsett.org](http://www.campwhitsett.org).

We look forward to your visit at Camp Whitsett. If you have any questions until then, please contact [camping@bsa-la.org](mailto:camping@bsa-la.org) and we will be happy to respond.

Yours in Scouting,  
The 2025 Camp Whitsett Staff

# CAMP WHITSETT





## **ABOUT THIS GUIDE**

This guide is broken down chronologically into sections to help make your preparation for camp as straightforward as possible. We will hold a Leader's meeting in the spring where you will receive additional information and paperwork to help you prepare for the summer. Your troop's main contact person, listed in Doubleknot will receive information on the meeting as it is made available. This additional information will include the complete list of merit badges, new programs for individuals and troops, patch information, and any updated paperwork.

While this book should answer questions regarding the process leading up to camp, you may still need to speak with someone. Please feel free to contact the Camping Department of the Western Los Angeles County Council if there are any questions that are not answered here, on the website and after the Leaders Meeting:

Phone (818) 933-0130

Email [camping@bsa-la.org](mailto:camping@bsa-la.org)

Website [www.campwhitsett.org](http://www.campwhitsett.org)

Just as your troop completes warm-up hikes prior to a week-long backpacking trip, every troop meeting, cook-out, and camping trip helps prepare Scouts for a great summer camp. Please take a moment to read through this book and get yourself and your Scouts acquainted with some of our program offerings. Please keep in mind that this book is a guide and every individual Scout's summer camp experience should be unique.

Please Note: Sierra Expeditions High Adventure programs are not operating during the 2025 season. We look forward to bringing these programs back in future seasons!

## **I. BEFORE COMING TO CAMP**

### **RESERVATIONS AND CAMP FEES**

- A **Non-refundable** campsite deposit of \$600.00 for Camp Whitsett Summer Camp is required with the reservation form.
- On January 10<sup>th</sup>, a payment of \$100 per person is due, along with the **final minimum number of campers. From this point on all payments are non-refundable.** After January 10<sup>th</sup>, units may still add scouts if there is space available.
- By March 7<sup>th</sup>, an additional payment of \$100 per person is due.
- By May 16<sup>th</sup>, the balance of all camp fees are due.
- Post Camp Balance due the Friday after your week at camp.

Camperships are available for scouts from low-income families registered with BSA (additional funding may be available for out-of-Council Scout). Application forms are available online at [www.campwhitsett.org/forms](http://www.campwhitsett.org/forms).

### **SUMMER CAMP DATES**

Week 1: 6/22/2025 – 6/28/2025

Week 2: 6/29/2025 – 7/5/2025

Week 3: 7/6/2025 – 7/12/2025

Week 4: 7/13/2025 – 7/19/2025

Cub Family Camp: 7/20/2025 – 7/23/2025

For more information about current pricing and weekly scheduling, please visit <https://www.campwhitsett.org/summer-camp-prices/>



## **PLANNING FOR CAMP**

### *HELPFUL HINTS TO KEEP ON TRACK ALL THE WAY TO CAMP*

#### **CURRENTLY**

1. Hold a Parent Meeting to introduce your plans. Ask parents to make commitments and make them aware of cut-off dates for payment.
2. Recruit at least 2 **TRAINED** adult leaders to attend the entire week of camp. (One must be at least 21- and the other 18-years old).
3. Plan unit fund-raisers to help scouts raise money needed for fees, transportation, uniform items and extra program materials.
4. Start a unit Camp Bank and encourage the Scouts to put some money each month towards their camp fees. This allows them to pay in installments rather than asking for a lump sum

#### **JANUARY TO APRIL**

1. Unit leaders and the Committee should review the Leader Guide.
2. A payment statement will be e-mailed to your primary contact in Doubleknot based on the number provided in your reservation.
3. By January 10th , pay \$100 per person by logging onto Doubleknot and paying with a e-check or with one unit check made payable to WLACC-BSA and add your registration number in the memo field of the check.
4. If additional spaces are needed please contact the camping department at (818) 933-0130 or [camping@bsa-la.org](mailto:camping@bsa-la.org).
5. Unit Committee should make initial plans for transportation to camp.
6. Camp medical forms are available online so that Scouts and adults are able to get medical checks done early. Parts A, B, and C (which require a doctor signature) are required by all participants.
7. After January 10th, you may still add Scouts if there is space available. If there are reductions in your total numbers (Scouts and adults) after any payment, there is no refund for previous payments.
8. By March 16th pay an additional \$100 per person to Western Los Angeles County Council.
9. An updated statement will be e-mailed to your primary contact in Doubleknot in March.

10. At least one adult leader should attend the Pre-Camp Leader's Meeting in March. The meeting will be conducted by our Camp Director, and it is a good opportunity to ask any questions you may have. Following the meeting, forms and other pertinent information will be posted online at <https://www.campwhitsett.org/forms/>.
11. After the Spring Leader's Meeting, begin planning by considering each Scout's interests and advancement needs. The online merit badge worksheet for Scouts is filled out. Your unit's primary contact in Doubleknot will receive an email with a link to register your Scouts and Adult Leaders for classes and programs online.

## **MAY**

1. Pay balance of fees to Western Los Angeles County Council by May 16<sup>th</sup>. Please make sure parents are aware of this deadline.

## **TWO MONTHS BEFORE CAMP**

1. Ensure that each Scout and adult leader has made arrangements for completion of the Medical form including a full physical examination.
2. Supply each Scout with a personal equipment list.
3. Finalize program planning, considering each Scout's wants and advancement needs.
4. A final statement will be e-mailed out to all primary contact person. Your deposit will be applied to your final balance.

## **ONE MONTH BEFORE CAMP**

2. Finalize Camp program plans and advancement needs.
3. All physical examinations for Medical Form should have been completed at this point.
4. The unit leader should collect individual Scout forms and medicals to be brought to Camp.
5. Unit Committee finalizes transportation needed to and from the camp.

## **A FEW DAYS BEFORE CAMP**

1. Hold a personal pack, gear, and uniform inspection.
2. Unit and Patrol equipment should be ready for packing.
3. Update online merit badge class signups as needed.
4. Make a final check on transportation.



## OTHER CAMP INFORMATION

**Campsite Type** - There are two types of campsites:

1. **Tented sites** come with BSA canvas wall tents, cots, and mattresses.
2. **Wilderness sites** do not, so your unit will need to bring it's own tenting.

Specific sites may not be reserved. Due to the fluctuation of reservations campsites are not determined until the day prior to arrival. Please notify us ahead of time if you will have special needs for your campsite, such as electricity for medical equipment.

**SITE ADJUSTMENTS** – Small units may be required to share a campsite so you will get the needed amount of tents for your unit based on registration numbers. Because of this please let your scouts and leaders know that they will have to share tents with each other. Larger units may be split between sites.

**CAMP VISITORS** – All visitors need to check in at the Camp business office and receive a camp wristband. Unregistered family members, Cub Scouts, spouses and siblings are not permitted to participate in the Scout activity areas. Visitors may eat while at camp, they will have to buy a meal ticket for each meal they plan on eating while at camp. Meal tickets may be purchased at the Trading Post.

**PROGRAM FEES** - Some merit badges require extra fees for materials, such as those for Handicraft and include Basketry, Leatherwork, Woodcarving, and Indian Lore. Rifle and Shotgun will both have a \$25 fee due to the increased cost of ammunition. All materials, as well as other equipment, are available at the Trading Post. “How much money should a Scout bring to camp?” This is a question we often get from parents and leaders. If they are going to buy kits to finish badges, then a good plan is \$20.00 per day plus extra for souvenirs and snacks. \$65 to \$95 for the week should be an adequate amount. However, keep in mind, there is always that one extra item that a Scout will say “I just have to have....”

## **REQUIRED DOCUMENTS**

Online information, available early in the year and after the spring leaders meeting, includes forms and brochures to prepare you and your Scouts for the upcoming summer. The following are highlights and issues that need greater attention from adult leaders.

### **Troop Forms**

- **Merit Badge Sign-Up:** A form, available online, is provided to help Scouts plan their merit badge week. Once completed, Scouts give the forms to the adult leader responsible for the registration who enters the information online. Registration is to be done before coming to camp.
- **Attendance Roster:** The attendance roster needs to be filled out and brought to camp. It needs to have the up to date information on who is in camp. It will be collected at the Trading Post with the other paperwork upon your arrival to camp. You must use the form we provide, if your unit has not completed the form before check in your unit will be required to complete it.

### **Individual Forms:**

All of the individual forms that are required can be found in the Youth and Adult packets: <https://www.campwhitsett.org/forms/>

- [2025 Whitsett Adult Packet](#)
- [2025 Whitsett Youth Packet](#)

## **PRE-CAMP LEADER MEETING**

Each year the Camp Program changes slightly —and in some years it might change a lot! Staff talents change, kids change, Scouting emphasis changes, and so the program changes, too. Because of this we recommend having one leader attend this meeting.

For the 2025 season, the Leader Meeting will be held online **March 9th at Noon and a Q and A to follow on March 13th from 6-7PM.** Meeting links will be sent via email to the Troops Doubleknot account owner.

If for some reason your unit is unable to attend our Leader Meeting we will be video recording the meeting and providing it through our website: <https://www.campwhitsett.org/spring-leader-meeting/> . In addition all handouts and information from the meeting will be posted online as well.

## **PRE-CAMP CHECK-OFF LIST**

### **FORMS FOR SCOUTS AND PARENTS:**

1. Merit Badge & Activities Worksheet
2. Medical Form
3. Youth/Adult Permission Form
4. Merit Badge prerequisite forms
5. White Water Rafting release form (through Sierra South)
6. Equipment and clothing list
7. Mailing address of camp
8. Driving instructions

The first four forms are to be returned to the Scoutmaster after completion by each Scout attending camp. PLEASE CHECK ALL SIGNATURE LINES.

### **THINGS TO MAIL TO COUNCIL OFFICE:**

(Due in the office 16 days prior to your camping date)

1. Final Camp Fees

### **THINGS TO BRING WITH YOU TO CAMP:**

1. **Medical Form**
2. **Youth/Adult Permission forms** --- (double sided, check all signatures)
3. **Troop Roster** (which can be found online at [https://www.campwhitsett.org/wp-content/uploads/2022/01/Camp-Whitsett-Attendance-Roster\\_fillable-v2.pdf](https://www.campwhitsett.org/wp-content/uploads/2022/01/Camp-Whitsett-Attendance-Roster_fillable-v2.pdf))
4. Merit Badge prerequisite forms (to Merit Badge instructors)
5. White water rafting releases (to give to Rafting company)

*Forms are available online at [www.campwhitsett.org/forms](http://www.campwhitsett.org/forms)*

## **UNIFORMS**

At Camp the official Scout uniform is the appropriate dress throughout the week. We ask everyone to be in uniform for the evening meal and for evening colors. We encourage Scout shorts and a unit T-shirt (or other scout activity shirt) be worn by everyone during the rest of the day. Leaders also are requested to wear official Scout uniform or activity uniform. Leaders are reminded that all adults should demonstrate a good example to the Scouts by wearing appropriate attire for a Scouts BSA activity.

## **WHAT TO BRING - PERSONAL GEAR**

### **MANDATORY ITEMS**

- Medical form signed by physician
- Youth Permission Form
- Merit Badge prerequisite forms
- Notebook, paper, pens
- Stationery, stamps
- Spending Money (\$65-\$95)
- Scout Handbook

### **CLOTHING ITEMS**

- Scout Uniform including scout shirt and shorts/pants, neckerchief (required at evening meal and colors)
- Sweater or jacket (it can get cool)
- Hat or visor
- Jeans
- Shirts (3 min.)
- Shorts (2 pair min.)
- Hiking boots with proper socks
- Tennis shoes with proper socks
- Swim suit and beach towel
- Rain poncho
- 6 pairs of socks
- Underwear for 6 days
- Pajamas

### **CAMPING GEAR**

- Sleeping bag
- Duffel bag or large backpack
- Sleeping pad and pillow

### **TOILET KIT**

- Medication (if needed)
- Toiletries, including soap and shampoo, toothpaste and toothbrush, towel/washcloth
- Deodorant
- Shaving gear (if needed)
- Comb & small mirror
- Sunscreen
- Chapstick
- Personal first aid kit
- Handkerchiefs

### **CAMP NECESSITIES**

- Flashlight and batteries
- Compass
- Pocket knife & Totin' Chip
- Canteen or water bottle
- Clothesline/clothespins

### **OTHER**

- Clock/watch
- OA Sash
- Camera/film
- Water shoes for rafting
- Fishing tackle
- Fishing License (required for everyone 16 and up)

If taking Lifesaving, Swimming or Canoeing Merit Badge, bring extra clothes for "survival while in the water" - long pants, long-sleeve shirt, socks, shoes.



## **WHAT TO BRING - UNIT EQUIPMENT LIST**

Your campsite will be your home away from home, and each Unit or Patrol will need to set up its area within its campsite. Camp Whitsett will provide each site with the following equipment:

Tents in tented sites*	Picnic Table
Wash Stand	Fire pit and fire tools
Broom and Hose	Latrine and toilet paper

*\* Wilderness camping units MUST bring own tents!*

### **OPTIONAL EQUIPMENT BROUGHT BY UNIT**

Flags - Unit and Patrol	Bear bag or bear can
First aid kit	Gas or liquid fuel stoves and fuel
Games, stunt/skit supplies	Tool kit (pliers, hammer, scissors)
Tablecloths	Repair kit (tape, wire, twine, etc.)
5-gallon buckets (for laundry, etc)	

### **ADVANCEMENT**

Merit Badge pamphlets	Handbooks and guides
Pens/pencils	Paper, notebooks, clipboards
Poster board	Felt-tip pens
Push pins or thumbtacks	Miscellaneous teaching aids
Unit Advancement Records	

### **SCOUTMASTER NEEDS**

Copy of Unit Roster	Leader's Guide for Camp
Notebook paper	Unit insurance information
Handbook	Bear Bag (stuff bag is ideal)

**NOTE:** This equipment list is meant to serve as a general guide. Use your own discretion in choosing what to take and what to leave.

## **PROHIBITED ITEMS**

**Please do not bring the following items into camp and/or campsites. Please leave them at home entirely as all of camp including parking is on federal property.**

Valuables  
Illegal Substances  
Marijuana (Note:  
Camp Whitsett is on  
federal property, so  
marijuana is illegal to  
transport to and use at  
camp)

Alcohol  
Pornography  
Water Balloons  
Water Guns  
Pets  
Firearms Ammunition  
Bows/Arrows  
Weapons of any kind

Large/Illegal Knives  
  
Matches/ Lighters  
Fireworks  
Grills/BBQs  
Jewelry  
Televisions Radios  
Music Players  
Video Game Consoles

## **II. FIRST DAY AT CAMP**

### **DIRECTIONS TO CAMP WHITSETT:**

#### **From the Northern Central Valley (Sacramento/Fresno/Porterville)**

From Porterville, go south on CA-65 to Ducor, and take Avenue 56 East. Travel 50 miles through California Hot Springs until you reach the forest service road 22s82 on your left; it is signed also for Peppermint Campsite and the Wilderness Trailhead. (If you reach R-Ranch at Johnsondale, you have gone too far.) Camp Whitsett is on the right, after three miles and public campsites numbers 1, 2, and 3.

#### **From the Southern Central Valley (Bakersfield) and the LA area**

Take Interstate 5 North to CA-99 North to Bakersfield. Then take CA-178 East 40 miles to Lake Isabella. Exit at CA-155 W and travel 11 miles up the edge of the lake to Kernville. Stay right when CA-155 turns left; continue straight on Wofford Heights Blvd. and Burlando Rd. Turn left on Mountain Road 99 (a T-intersection) and go 20 miles to R-Ranch at Johnsondale. Immediately past this is forest service road 22s82 on your right; it is signed for Camp Whitsett and also for Peppermint Campsite and the Wilderness Trailhead. Camp Whitsett is on the right, after three miles and public campsites numbers 1, 2, and 3.

#### **From the Mojave desert (Las Vegas, Nevada and Inland Empire, California)**

From the intersection of US Highway 395 and CA-58 (Kramer's Junction/Four Corners), go North 50 miles on the 395. Take the signed offramp to CA-14/Inyokern West for five miles; turn left again onto CA-14 South. After three miles, turn right onto CA 178 West. Take the 178 for 32 miles, and turn right onto Sierra Way; take this for 17 miles on the East edge of the lake into Kernville, and then another 20 miles to R-Ranch at Johnsondale. Immediately past this is forest service road 22s82 on your right; it is signed for Camp Whitsett and also for Peppermint Campsite and the Wilderness Trailhead. Camp Whitsett is on the right, after three miles and public campsites numbers 1, 2, and 3.

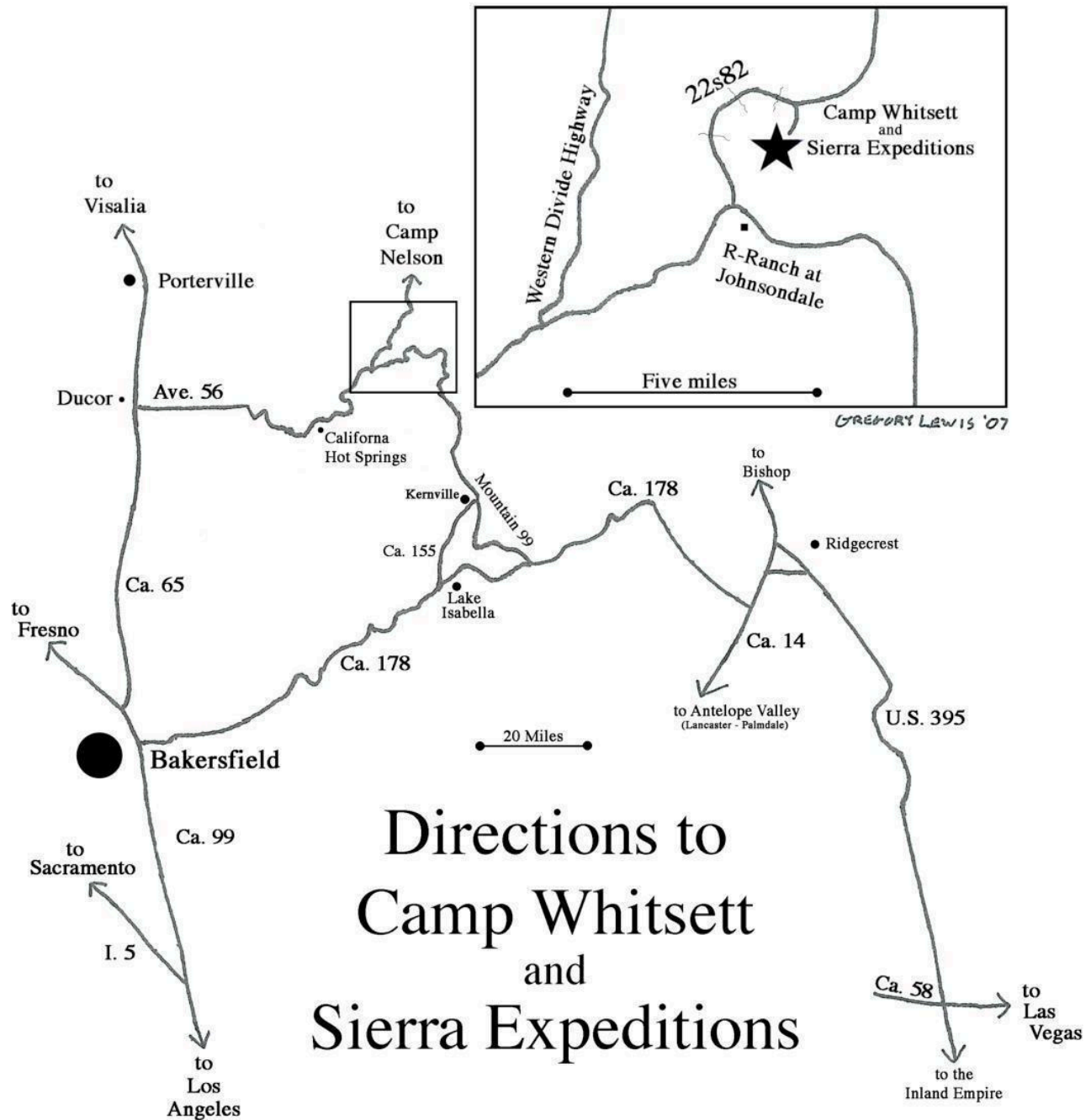
*There is no cell phone service ~1 hour before arrival to camp. When using online map directions, be sure to check for any road closures due to seasonal maintenance and weather conditions. A paper map is recommended and please refer to the written directions on the previous page.*

**Address: Camp Whitsett, Forest Rte 22S82, Kernville, CA 93238**

[Driving Directions via Google Maps](#)

# Travel map to Camp Whitsett

**Camp Whitsett** is located in the Sequoia National Forest in Tulare County, about 32 miles north of Kernville, California. There is no "physical" address for the camp (to find on an internet map help site), but map coordinates are: 36 degrees north latitude, 118 degrees, 32 minutes, 17 seconds west longitude.



## **ARRIVING AT CAMP**

**ARRIVAL TIMES:** Please arrive between 1:00 PM and 3:00 PM Sunday unless special arrangements have been made. The camp gate will remain closed until 1:00 p.m. A guide will welcome you in the parking lot. Units who do not wish to travel to camp on Sunday must contact the Camping Department 16 days ahead of time to make alternative arrangements.

**MOVE IN:** Upon pairing with your Troop Guide, your unit will be shown to your campsite. Remember, only one car at a time may go past the parking lot. Please do not drive into the site, but stay on the road. After the gear is unloaded, change into swim suits and prepare to go through the medical screening. Your campsite, tents and facilities will be checked at this time. Remember the tents in the tented areas are two person tents, this includes adults, so please assign tents accordingly.

**CHECK IN:** A designated leader will check-in all of the unit's paperwork at the Business Office while the remainder of the unit completes medical recheck. A Staff member at the Business Office will review the Youth/Adult Permission forms, double check final enrollment, collect fees due, provide camp wrist bands, double check dietary restrictions, and explain the Sunday schedule. Please separate Youth/Adult Permission from each medical form so that check-in will move as expeditiously as possible. Forms should be out of folders and files, and separated into piles of Medical Forms and Youth/Adult Permission form. Rafting forms and merit badge prerequisite forms should be kept separately. Forms should also be in alphabetical order.

**MEDICAL SCREENING:** While your unit is checking-in your Staff guide will take you to the Health Lodge where our medical officer will look over medical forms. Medicals will be kept in the Medical Lodge for the week. You will receive the forms at check-out on Saturday. The medical forms must be separate from the Youth/Adult Permission form to make check in much faster.

**SWIM CHECKS:** We follow the BSA Safe Swim Defense plan. This means everyone using any of the aquatics facilities must have a medical form and take the simple swim test to determine ability.

**ORIENTATION:** A Camp tour will be conducted by your host.



**First Meal:** Your first meal at camp will be dinner. Field uniforms are recommended for dinner and flags. However, for those troops that are finishing swim checks close to or into dinner time, the uniform is not required.

**Emergency Drill:** After dinner you will hear the camp siren, this is to signal our emergency drill. We require all units to participate in this drill. Units should gather together at the parade ground in front of the flag poles and wait for further instructions.

**Leaders Meeting:** The management team will hold an opening leaders meeting after evening colors at the Dining Hall. At this meeting we will go over detailed information about camp rules and program. It is required for every unit to send at least one leader to this meeting, more leaders are welcome.

**SPL Meeting:** There will be an information SPL meeting after dinner at the flagpoles. This meeting will go over specific program and information which includes special activities. We require every unit to send at least one youth member to this meeting so that unit gets all needed information and the opportunity to sign up for specific activities.

**Campfire:** In scouting tradition every person attending Camp is welcomed with a warm and fun campfire, put on by our staff.

**PROGRAM:** Scouts will be signed up for Merit Badges online. Monday is the first day Merit Badges start, in the area in which they are offered.

Please note that Sunday can be a long day and you will be in the sun quite a bit. Be sure to keep scouts well hydrated and help remind everyone that sunscreen will be important safety tool throughout the week! Remember soda, coffee, and other sugar drinks do not count as water and can dehydrate a scout which can lead to a stay in our health lodge.

# Arrival Schedule, Sunday

**1:00 PM: Gate opens, Welcome to Camp Whitsett!**

**1:00 PM – 3:00 PM: Check in to camp.** Please arrive in this window.

- If you have special arrival circumstances (early/late arrival, etc.) please complete the Special Request form on the camp website.
- Your Troop Guide will greet you in the parking lot to guide you through the check in process.
- Each unit may drive ONE vehicle at a time in camp to drop off gear.
- Check in process:
  1. Arrive in camp, meet with Troop Guide.
  2. Head to campsite, drop gear, change into swim gear (QUICKLY).
  3. Head to Health Lodge for medical checks and health form submission.
  4. One leader to the Business Office to submit roster and permission forms. (Please have forms sorted by form, not by scout.)
  5. Head to Waterfront for swim checks.
  6. Camp Tour with Troop Guide, which includes information on the many program areas.
  7. Time permitting, return to campsite to change for dinner and flags.

**5:30 PM: Dinner at Big Top.** Field uniform is encouraged unless your troop comes late from swim tests.

**6:30 PM: Fire Drill and evening colors.** All units to the Parade Ground.

**7:00 PM: Leader's Meeting** under the Big Top

**7:15 PM: SPL Meeting** at the flagpoles.

**8:30 PM: Campfire!** Meet your Troop Guide at your campsite at 8:15.

# Departure Schedule, Saturday

**6:00 AM: Begin breaking camp and cleaning up.**

**7:00 AM: Adult leader(s) to Trading Post for merit badge review.**

- Preliminary merit badge completion reports will be distributed at Friday evening campfire.
- Any discrepancies may be reconciled with the Area Directors at this review meeting.
- After corrections are made, final completion reports will be emailed to the unit representative.

**7:00 AM – 8:00 AM: Open breakfast service.** No formal assembly or flags.

**8:00 AM: Check out of camp.**

- Collect medical forms and check out packet from the Business Office.

**9:30 AM: Depart camp.** Drive safely!

- Notable side-trip destinations include the Trail of 100 Giants, the Kern River, the Needles Fire Lookout Tower, Dome Rock, and many more!

**See you next summer!**

## **LEADER ALERT**

**Begin your recruiting efforts early! At least two leaders must be with your Scouts at all times. One must be at least 21, the other at least 18.**

Your Scoutmaster (or Unit Leader) may not be able to attend Camp for the full week, but it is important that at least one of your leaders be there the whole time. Otherwise your program will have no continuity, little chance for success, and discipline will be a likely problem.

On the first day considerable time is spent explaining the program, its operation and facilities (so that unit leaders, even those new to Scouting, will understand what to do). If the key leadership changes the benefit of this orientation will be lost. A leader who is with the scouts for the entire week will get to know them, know what the Scouts are doing, and be able to foresee possible problems and deal with them effectively before they develop. Smaller units not able to recruit assistants may want to join forces with other units. The Camping Department at the Council office may be able to help put such units in touch with one another. Camp Staff will work with unit leaders to help make sure the Unit's camp goals are met, and will be responsible for most program presentation. Day-to-day supervision and discipline however, is the job of the unit. At no time may a unit be in camp without two adult leaders.

## **LATE ARRIVAL**

For units who are unable to travel to camp on Sunday for religious or other reasons please contact the Camping Department (818) 933-0130 or [camping@bsa-la.org](mailto:camping@bsa-la.org). Special arrangements are available for early or late arrivals. Additional fees may apply in those circumstances.

Units arriving late on Monday will miss a leader meeting, the orientation, and camp tour. Notify the Camping Department ahead of time so that arrangements can be made for priority attention to be given for completing swim checks and medical screenings upon your arrival. Please try to by 7:00 am; if you do you should have no problem getting checked in and making your first merit badge sessions.

## **MEDICAL INFORMATION**

**Health Forms:** All campers, adults and scouts, must provide completed *Annual Health and Medical Records forms*. *A school sports physical is not acceptable*. These forms can be found online at [campwhitsett.org](http://campwhitsett.org)

**Please note** – There is a Youth Permission Form separate from the medical form which includes permission to treat minors & permission to use firearms that needs to be filled out and brought to camp.

Camp Whitsett has a fully equipped camp health lodge. A doctor or other licensed individual is available at all times. Those with serious injuries or illnesses requiring hospitalization will be transported to the nearest hospital where we have an advance agreement for treatment.

Physicals will not be given at camp. A Scout or leader staying at camp more than 72 hours who has not had an annual physical will be not be allowed to participate in activities and may be asked to leave.

Q. What is meant by “Annual”?

A. An AHMR is valid through the end of the 12th month from the date it was administered by your medical provider. For example, a physical administered December 3, 2019, would be valid until December 31, 2020.

## **CAMP GUIDELINES**

*The Scout Oath is the guiding principle of the Western Los Angeles County Council camp program. The Camp rules follow the Scout Law and common sense. Here are the details.*

1. No Scout is allowed to leave camp after check-in without a release from his parents or Scout leader. Scout leaders and guests arriving or leaving **MUST** check-in and out with the Camp Business Office.
2. All firearms are to be left at home. Camp provides rifles and ammunition at the shooting sports area. Under no circumstance should ammunition be brought to camp.
3. Alcoholic beverages and illegal drugs are not permitted in any Scout camp.
4. **No** open flames are allowed in tents. Self-contained stoves and lanterns may be used. Unit fireguard chart must be posted and followed.
5. Fireworks are prohibited and possession is a felony in the National Monument.
6. No Smoking in any Camp buildings, i.e., tents, lodges, dining hall, etc. There is a designated smoking area.
7. Scouts must stay out of other Units' campsites unless invited. Off-limit areas include: Ranger's home, maintenance area, Staff quarters, and closed program areas.
8. Food should not be kept in tents; a bear bag or bear can is required!
9. Do not bring privately owned watercraft. Our liability insurance only covers the in-camp use of Council-owned equipment (which has to meet specific National Standards).
10. Personal and unit vehicles are to be kept parked in the main parking lot. No vehicles may be permitted in campsites.
11. Pagers and cellular phones will not work in camp (no service).



# Special Needs and Requests

Any and all special requests or notes must be submitted via your Doubleknot registration under group forms. Use that form if need to arrive early or late, if you have a participant with a medical condition that would impact campsite selection (like a CPAP or wheelchair), if you have someone in your group with dietary restrictions or needs or have a female leader in your group and will require an extra tent.

***When in doubt, fill it out!***

## Food Allergies and Special Diets

It is the intention of Camp Whitsett that no person be unable to attend our camp as a guest due to a dietary restriction. To that end, we will provide reasonable dietary accommodations to our guests.

- We will regularly and consistently prepare and serve food that satisfies the nutritional needs of:
  - Vegetarian diets
  - Dairy-free diets
  - Gluten free diets
  - Any other special diets are encouraged to bring supplemental food.
- We will operate a peanut-free kitchen.
- Persons with other food allergies, a combination of the previous diets, special diets, or diet choices will be accommodated to the best of our abilities. In these cases, it is recommended that supplemental food be sent to camp with the individual. For guests, the Camp Whitsett kitchen will store supplemental food that is received in a labeled and sealed container. The kitchen staff will heat and serve supplemental foods.

***Guests with dietary restrictions or needs should note it via their Doubleknot Registration.***

## **MAIL SERVICES**

It is important that parents write at least one letter or postcard to their Scout while at camp. All Scouts (and leaders, too!) can get homesick sometime during their stay. Mail is delivered to Camp at least once a day, but a letter or postcard can take from one to three days to get to Camp. Mail should be addressed to:

Name \_\_\_\_\_  
Unit # \_\_\_\_\_ Council \_\_\_\_\_ Session # W \_\_\_\_\_  
Camp Whitsett, BSA  
HC 1 Box 105  
Kernville, CA 93238

Putting the Unit number, council and session number on mail will avoid delays. Any mail received after a Unit leaves camp will be returned to sender. Be sure that a return address is on all mail sent to camp. Leaders are asked to check for phone messages and mail each afternoon at the business window. Please note that FEDEX does not deliver to the camp. Please send packages UPS. The camp phone number is (760) 376-6469. The fax number is (760) 376-1379. These numbers are for emergencies only. Contact the council office for non-emergency information.

Public phones are available in camp. Cell phones will not work in camp.

## **CHAPEL SERVICES**

A Scout's Own service is scheduled weekly. All areas are closed during services so that campers and staff have an opportunity to attend. Scouts may assist at services, lead grace at meals, or work on religious emblems while in camp.

## **INTERNET ACCESS**

- Wi-Fi access is available to ADULT LEADERS ONLY.
- \$15/GB of data, with additional GBs available at the same rate.
- The access points will be centralized around the Trading Post and Big Top, occasionally reaching the surrounding program areas.
- Access vouchers will be sold at the Trading Post.
- Wi-Fi will only be sold to adult leaders for adult leaders.
- One free voucher will be provided in your Leader Packet.
- We recommend turning off all auto-downloads and auto-updates. No refunds or replenishments will be given for data wasted.

### **III. PROGRAM**

#### **PLANNING YOUR UNIT PROGRAM**

A well-planned program will ensure that your Scouts get the most fun and adventure from camp.

Camp Whitsett uses its mission statement to help provide a good program for all. “We inspire development through physical challenge, outdoor experience, and innovative education.”

Camp Whitsett has many opportunities to meet the outdoor needs of every Scout and unit, and a wide variety of facilities, equipment, staff, and activities covering Nature, Scoutcraft, Aquatics, Shooting Sports, and Handicraft.

We provide programs you expect to see at many camps, and additional programs such as white water rafting, rock climbing, and the mountain bike program. Project COPE (Challenging Outdoor Personal Experience) provides a challenge to older Scouts and leaders alike.

Plan your program carefully. Explain the aspects of our program to Scouts and parents alike. Work with individuals to set special summer goals in Scoutmaster's Conferences. Your Unit Leaders Council will then be able to outline a program reflecting your Scouts' needs. Forms will be provided in the leader packet (distributed at the Leader's Meeting), to formulate the plan for your unit.

An ideal unit program is flexible enough to accommodate the special interests of every Scout. Keep in mind that Camp Whitsett, in the Sequoia National Forest, offers opportunities not found in the city. Experience has shown that the best program has a healthy balance of advancement and fun activities. On the average, Scouts earn two or three merit badges each. More than that prevents the average Scout from fully participating in the Camp Whitsett program.

To have the best week possible, the Whitsett experience begins now! Plan and prepare your Scouts before you come to camp. We look forward to seeing you in camp this summer.

---

For the most up-to-date camp information, to obtain downloads of camp forms  
visit [www.campwhitsett.org](http://www.campwhitsett.org)

## **CAMP WHITSETT ACTIVITY GUIDE**

This is a program planning guide to help the Unit Leader's Council to plan a program responsive to the needs and interests of the Scouts.

Review the forms you receive in the Spring Leaders packet or online, to see that individual Scouts will have sufficient activities to keep them occupied, but not over-committed. Use these forms when completed by the Scouts to work with your Unit Leader's Council in planning your Camp program.

## **MERIT BADGES**

There is no need to frantically sign-up at meetings: Merit Badge and Sentinel First Year Program signups are handled online. Various forms are provided online to assist in planning your week. These forms are for your use and do not need to be turned in. The main contact for the troop will be receiving an email by May with instructions on how to use the online merit badge system that will be used to sign up scouts for the merit badges.

## **WHITE WATER RAFTING**

(Program is subject to adequate water levels.)

A trip on the Kern River in a raft can be the high point of a Scout's week. Join the experts from a local rafting company for an experience you will not forget. You must give the fees and rafting forms to the Sierra South Rafting Company on the day of your trip. On occasion kayaking may be substituted for rafting due to low water levels. Their number for additional information check out our rafting page on our website

<https://www.campwhitsett.org/scout-programs/white-water-rafting> or call Sierra South directly at **at (760) 376-3745** or visit <https://www.sierrasouth.com/rafting/full-day-merit-badge-rafting>.

All persons wishing to participate in the White Water Rafting program must bring a signed Sierra South parental release form to camp with them. A copy of this form is included with your packet and additional copies are available from online at <http://www.campwhitsett.org/forms/>

## **CAMP FIRES**

Each week, the Camp Whitsett Staff presents two campfires. The opening campfire is on Sunday evening at 8:30 p.m. Parents who provide transportation to camp are invited to stay for this campfire before returning home. The closing campfire on Friday evening at 8:30 p.m. wraps up the week with more songs, skits, and weekly awards.

# PROJECT C.O.P.E.

## PROGRAM INFORMATION

C.O.P.E.: The Challenging Outdoor Personal Experience tests individual skills and agility. It offers exciting outdoor physical and mental challenges that attract and retain older scouts in Scouting. The underlying goals of a Project COPE course are consistent with Scouting: group activities are ideal for emphasizing the patrol method

and developing teamwork and leadership skills, and individual activities promote personal growth.



## PROGRAM SCHEDULE

Project C.O.P.E. is a week-long program offered from 2:30 – 4:30 PM for youth (Ages 14 – 17).

We offer our High Ropes Course for Adults (18+) on Thursday from 7:00 – 8:00 PM.

## HOW TO REGISTER:

The registration process is the same as Merit Badge registration and will be completed on Doubleknot.

## PROGRAM FEE:

No additional fee



## **SPECIAL PROGRAMS**

### **SENTINEL PEAK**

A popular part of the camp experience is to watch the sunrise from atop Sentinel Peak. This trip leaves at 4:45 in the morning and you can be back before breakfast. Those who scale the peak are eligible to purchase a Sentinel Peak patch from the Trading Post. Sign up with your Pathfinder to schedule your trek up the peak.

### **FISHING**

There are rainbow trout in the rivers that flow into Lake Ida and you are welcome to fish from the shores around Lake Ida or below the dam. You should bring your own equipment. A fishing license is required for those aged 16 or over - available at sporting goods stores in California, or at the Lake Isabella supermarket. Licenses are not sold at camp.

### **SIERRA CPT (Not Operating in 2025)**

This older Scout program is part of Camp Whitsett's effort to keep the older youth interested and involved in their units by coming to camp and participating in a leadership building experience. As your youth begin to age in maturity through their teen years, they may have few merit badges they desire to earn while at camp. With CPT, your 14 – 21 year olds are given a tremendous growing experience jam packed with High Adventure activities and leadership training. This program is provided through Sierra Expeditions, the High Adventure base where we operate out of camp. Scouts can participate in Sierra CPT while their troop is at camp or may attend on a provisional basis.

# **THE BEAVER LEADERSHIP TRAINING**

## **PROGRAM INFORMATION**

The Beaver Program is a Leader Training Program at Camp Whitsett. This program is an orientation for Scouts who are either in leadership roles for the unit or plan to be in leadership roles for the unit in the future. Participants in the program come up a week before the camp starts to get oriented with the camp and all its programs. This will give the unit an edge up in their coming week, because the youth leadership will know what activities are going on throughout the week and how to sign up for them.

## **PARTICIPANTS WILL GET THE OPPORTUNITY TO:**

- Earn at least two merit badges while at camp.
- Participate in all camp activities including (Sentinel Peak, Wompus Cat Eye Hike, bike rides, and much more)
- Will work on leadership training (including how to plan a unit camp-out, and how to help the unit with advancement).

## **HOW TO REGISTER:**

Registration can be done online at [www.campwhitsett.org/spl/](http://www.campwhitsett.org/spl/)

## **PAYMENT:**

\$225.00 per person– This fee will be added to the unit invoice, and must be paid no later than the last billing cycle 16 days prior to coming to camp.

**WHAT TO BRING:**

Participants should refer to the individual items listed in the “What to Bring” section of this packet. Participants **MUST** turn in their medical forms and youth permission forms to our staff member during check-in. Participants who arrive without these documents will not be allowed to stay in Camp.

**TRANSPORTATION INFORMATION:**

The SPLs and their buddies should plan to arrive by 1:00 pm in Camp.

Week 1 Troops can have their SPL’s stay a week later.

## **EARNING MERIT BADGES**

Since Scouting's early years, summer camp has been an excellent place to earn Merit Badges. Many Scouts have made it quickly through the ranks by attending camp every summer. Scouts should be counseled to read the merit badge books for the badges they are hoping to complete and do as much paperwork as possible before they come to camp.

### **How and When to Choose**

As a part of every Scout's personal growth agreement, badges and awards to be earned at Camp should be discussed with the Scout's goals in mind. The unit's final list of Scouts and their badges should wait until after the Leaders' meeting in the spring, but should be completed before arrival at Camp.

### **Advancement Opportunities**

Summer camp is full of chances to earn awards like the Mile Swim, NRA Awards, BSA Lifeguard, and so on. Our Staff members are also available to sit on Rank Advancement boards of review if their schedule allows.

### **Merit Badge Prerequisite Form**

Some of the merit badges offered at Camp cannot be completed unless the Scout fulfilled certain requirements for the badge before coming to Camp. These prerequisites are specified on the Merit Badge Prerequisite Form included in the Spring Leader Packet at the Spring Leader Meeting. Scouts may have fulfilled some of the requirements for badges they plan to complete at Camp and do not want to repeat these requirements. The form verifies that the Scout has met the requirements. It must be filled out and signed and turned into the merit badge instructor on the first day of instruction at camp. You can take a merit badge without completing the prerequisite requirements, but you will get a partial in that class.

### **Which Badges to Take**

The following pages detail the specific areas in which merit badges can be earned and some of the other opportunities offered. The final detailed list and schedule will be available at the Spring Leaders Meeting.

### **Merit Badge Partial Completions**

When a badge is not finished at Camp the Scout is given a partial. This is shown to a regular district merit badge counselor when the Scout is ready to complete the badge.

### **How to Sign Up for Merit Badges**

For our merit badge sign ups we use an online system that is a part of double knot. This system will not be live for units to use until the late spring usually in April. More details about when the system will be live and how to sign scouts up with this system will be made available at the Spring Leader's Meeting. Please make sure merit badge registrations are done prior to arriving at camp.

## **SCOUTMASTER EVENTS**

**Leader Meeting:** Leader Meetings are held Sunday evening and Friday mornings. During the week, Commissioners and other staff are available in the mornings after breakfast for informal question-and-answer sessions. The Commissioners are also usually available after each meal, check with them if you have any questions.

**In-Between . . .** and throughout the week the unit leaders choose how to use their time for the greatest enjoyment.

**Adult Leader Training:** Camp is a great place to get those essential training taken care of. The Camp offers a number of training for adults from Safety Afloat to Scoutmaster Specific Training. Please check at the Leader meeting for the finalized training schedule.

**Special programs:** Many areas offer activities during the week just for adult unit leaders. Be sure to check at the Leader Meeting or upon arrival. Popular activities often include a Unit Leaders' Shoot at the rifle range, nature hikes, and High Ropes Course.

**Advancement:** Adults at Camp bring special skills! Let us know if you are available to assist the Staff with instruction.

**Service:** If you are a carpenter, electrician, plumber or handyman, Camp can use your skills! Bring your tools if you can help.

## **EXPERIENCE TELLS US**

(From our collection of Scoutmasters' evaluations)

1. The first year Scout camper is well advised to take the Sentinel First Year Program and to try not more than two merit badges at camp, and one of these should be a handicraft or nature badge.
2. Plan on a maximum of four merit badges and activities per week per Scout.
3. The most difficult merit badges to earn are those requiring the greatest deal of physical skill, coordination and stamina: Rowing, Canoeing, Lifesaving, Shotgun, Archery, and Climbing.
4. Complete advance written work at home. Camp is not an ideal classroom for written work. The prepared Scout comes to camp with written work already done.
5. Scouts should try doing something new at Camp and get a well-rounded experience. Earn badges from more than one area.
6. Summer camp is not a merit badge mill. Scouts do not simply pay a fee and automatically get badges. Camp offers merit badges as one portion of the overall program.
7. Plan time for your Scouts and yourself to enjoy the entire camp. Take a hike to a point of interest or do an early morning activity.
8. Come to camp prepared! Have patrols already organized. Work on ideas in patrols and have the patrol leaders represent the group at camp. Come with some of your own activities planned.
9. Your campsite is your home for the week, so work at making it comfortable. Bring banners and flags to dress it up.
10. Schedule time for rest! Take time to sit and enjoy the beauty around you. Don't keep such a pace that you miss the trees, the birds, and the fresh air.
11. Bring unit spirit to camp! Make the whole camp come alive with your ideas, spirit and challenges. Be Number One!
12. Be flexible. More than 400 Scouts attend camp each week, and while the Staff are there to help meet everyone's needs, we all need to practice the Scout Law in dealing with others in Camp.
13. Communicate. If you have a special need, or want to try something spectacular - tell us about it - and we'll give it our best shot.

14. Advise Scouts to leave valuables with a Leader. Watches, spending money, etc. should not be left in the shower room, in an unattended campsite, or brought to the Waterfront.
15. Scoutmasters should bring a foot locker or other **lockable** container to protect both Scouts' and Leaders' valuables.
16. Camp has limited wifi access. Wifi is available for purchase for adults only. One free voucher will be given to each unit upon check in.
17. Give us honest feedback and evaluation. Give us your ideas. We'll be glad to listen. We want the Summer Camp experience to be the best it can be.

## **INDIVIDUAL AWARDS**

These awards are to be done by individual participants. The Scoutmaster or other troop leadership will keep track of this award.

### **Beaver Award**

- 1) Attend one summer camp with your unit (this year counts!)
- 2) Do ALL of the following:
  - a. Complete a 30-minute service or conservation project
  - b. Participate in the Camp-Wide Games
  - c. Pass five rank requirements or one merit badge
- 3) Do THREE of the following:
  - a) Tie five basic knots
  - b) Record one memory about your time at Camp Whitsett in the Memory Log at the Nature Lodge
  - c) Participate in one free time activity at any of the program areas
  - d) Complete the swim test as a beginner or swimmer
  - e) Complete the nature trail
  - f) Complete one handicraft project

### **Flying W Award**

- 1) Attend at least two summer camps with your unit (this year counts!)
- 2) Do ALL of the following:
  - a) Complete a one-hour service or conservation project
  - b) Participate in Camp-Wide Games
  - c) Hike Sentinel Peak
- 3) Do FOUR of the following:
  - a) Learn to tie two knots that are not in the Sentinel First Year Program requirements
  - b) Record one memory about your time at Camp Whitsett in the Memory Log at the Nature Lodge
  - c) Shoot both a rifle and bow
  - d) Teach a skill to two or more scouts
  - e) Participate in a competition event as an Ironman or as part of a team
  - f) Identify four constellations
  - g) Participate in the Beaver Swim
  - h) Participate in three free time activities in three different program areas
  - i) Complete an assignment given by your Scoutmaster



## **UNCLE STEVE'S AWARD** **(PATROL AWARD)**

This award is to be done by the whole patrol; the activities are to be done together and not as individual members. This award is to be tracked by the Scoutmaster or other troop leadership.

### **Part I**

General Camp Requirements – Complete ALL of the following:

- A) Bring a patrol flag to camp
- B) Bring your patrol flag to morning and evening colors
- C) Patrol tents and surrounding areas are kept clean all week
- D) Sit together at meals at least six times during the week

### **Part II**

Patrol Activities – Complete THREE of the following as a patrol:

- a) Participate in a competition event
- b) Participate in a flag raising or lowering ceremony
- c) Participate in a High Adventure initiative game
- d) Hike Sentinel Peak as a patrol
- e) Participate in the Patrol flag competition
- f) Participate in the Cat Eye trail
- g) Go on a bike ride as a patrol

### **Part III**

Visit at least five different program areas and participate in an activity at each (The activities that you participate in the program areas should be different from the activities in Part II above).

## **TROOP AWARD**

This award is to be done by the whole troop together. This award will be tracked by the unit leader and the SPL and approved by the Program Director. This award will be presented at closing campfire. The score sheet **MUST** be turned in by Friday evening flags.

### **Part I General Camp Requirements** – Complete ALL of the following:

- A) Bring your troop flag to at least five morning and evening colors
- B) Troop campsite and surrounding areas are kept clean for the week
- C) Invite one or more staff members to eat with your troop at five different meals
- D) SPL needs to attend every SPL Meeting
- E) Be at flags "on time" for at least seven flag ceremonies

### **Part II Patch programs** – Complete ALL of the following:

- A) At least 50% of your scouts complete the individual patch program (The Beaver Award or Flying W Award)
- B) Have at least one patrol complete the patrol award

### **Part III Troop activities** – Complete five out of the following:

- A) Go up Sentinel Peak as a troop
- B) Participate in the Camp-Wide Games
- C) Participate in at least one flag ceremony
- D) Participate in at least one out of camp troop activity (White water, Needles Look out Hike, Trail of 100 Giants, etc.)
- E) Participate in the Beaver Swim
- F) Participate in a service or conservation project
- G) Do ice cream or cobbler (as available)
- H) Participate in the camp site improvement program
- I) Clean the Shower house the day your troop is assigned to

### **Part IV Adult involvement** (Complete two of the following activities)

- A) Have at least one adult leader participate in an adult leader training (Safe Swim Defense, Safety Afloat, Climb, Trek, or other.)
- B) Have at least one adult leader go up onto the High Ropes Course
- C) Have at least one adult participate in the adult award
- D) Have at least one adult at every leader meeting

## **ADULT AWARD**

Why let the Scouts have all the fun? All adult volunteers are encouraged to get involved and earn the Adult Award.

Complete 12 of the following:

1. Spend 5 minutes suggesting improvements to, complementing, or otherwise occupying a staff member's time
2. Volunteer in a program area
3. Attend all Leader Meetings
4. Compete in a competition event with other adults or alone
5. Go fishing, don't catch anything
6. Go all week without accessing the Internet
7. Get FRESH coffee from the coffee connoisseur
8. Help an SPL (maybe not even yours) succeed
9. Watch a scout struggle with, then help them succeed at a task
10. Give a leadership tip to a patrol leader
11. Compliment 2 meals cooked in the Dining Hall
12. Chase a scout out of your camp chair
13. Take the troop up Sentinel Peak
14. Learn to tie a new knot, teach it to a Scout
15. Participate in the Beaver Swim
16. Enjoy a delicious treat from the Trading Post
17. Sit on a rock and ponder life for a while
18. Take a nap safely one afternoon
19. Visit every program area where you have Scouts in classes
20. Identify a tree/plant/animal that you did not previously know
21. Other activity approved by the Leader Training Staff

## **MERIT BADGE REGISTRATION**

### **CAMP WHITSETT WEBSITE**

Scouts, Scouters, and parents can access this packet on the Camp Whitsett website ([www.campwhitsett.org](http://www.campwhitsett.org)). Merit Badge registration directions for the Scoutmaster will be posted online on the forms page and will be emailed to your primary contact in Doubleknot. The Doubleknot system opens for Merit Badge registration on April 1<sup>st</sup> at 8:00am. **You don't have to rush on that day, we do not cap classes.**

### **COMPLETION RECORDS**

In lieu of blue cards, Camp Whitsett utilizes digital completion records directly from Doubleknot. These records/reports may then be entered into Scoutbook by your unit Advancement Coordinator or submitted to your local council.

### **SHOOTING SPORTS 2025 PROGRAM FEE**

Due to the increased demand and national shortage of ammunition, there will be a program fee associated with Rifle Shooting and Shotgun Shooting Merit Badges of \$25 per MB.

## **MB DIFFICULTY CHART**

Scouts should be successful in acquiring the information and mastering the skills necessary to complete the requirements for merit badges offered at Camp Whitsett. Therefore, to assist leaders and help Scouts choose appropriate merit badge classes, we have assigned levels representing the relative difficulty of each class offered.

Level 1: Scouts of any age.

Level 2: Scouts 12 and above or who have completed the Second-Class rank.

Level 3a: Scouts age 13 and above, or who have developed good study skills including report writing.

Level 3b: Scouts age 13 and above, or who have developed the strength and coordination usually associated with 13-year-olds.

Level 4: Scouts age 14 and above, or who have developed the strength, coordination, and study skills associated with 14-year-olds, or have substantial experience.

### **LEVEL 1 CLASSES**

Archeology

Art

Basketry

Geocaching

Indian Lore

Leatherwork

Pulp & Paper

Swimming

Woodcarving

### **LEVEL 2 CLASSES**

Camping

Chess

First Aid

Geology

Kayaking

Mammal Study/ Nature

Orienteering

Pioneering

Pottery

Reptile and Amphibian

Rowing

### **LEVEL 3 CLASSES**

Astronomy (a)

Climbing (b)

Environmental  
Science(a)

Fish & Wildlife Mgmt.  
(a)

Forestry (a)

Lifesaving (b)

Rifle Shooting (b)

Search and Rescue (b)

Whitewater Rafting(b)

Wilderness Survival (b)

### **LEVEL 4 CLASSES**

Archery

Shotgun Shooting

Canoeing

Cit. in the Nation

Chemistry

Weather

Public Speaking

1. Pick your Merit Badge sessions per time period (be careful not to overlap times).
2. When complete, turn this sheet in to your Scoutmaster, they will register your classes via Doubleknob.
3. Note that some merit badges have longer session times.

WLACC, BSA

Valid only for the 2025 Summer Term and programs subject to change.

All times and programs subject to change. An updated version of this schedule is available upon request in the Business Office at camp. Revised 10/24/2024

# MERIT BADGE PREREQUISITE

**All Scouts must have a separate form for each merit badge.**

FULL NAME: \_\_\_\_\_ WEEK OF CAMP: \_\_\_\_\_  
TROOP NUMBER: \_\_\_\_\_ COUNCIL: \_\_\_\_\_  
MERIT BADGE APPLYING FOR: \_\_\_\_\_

The Scout named above acknowledges that certain designated merit badges cannot be completed at Camp Whitsett unless prerequisite requirements are met prior to arriving at camp. The Scout also realizes that this form must be completed correctly, signed, and given to the camp merit badge instructor. Some merit badges will require more proof of completion of the requirements to verify that they have been met. The *Merit Badge Prerequisite Proof* page gives details of which requirements require more proof and what that proof is. The camp can then grant the merit badge upon successful completion of the camp course in the aforementioned merit badge.

I certify that the above-named Scout has met the following requirements: CIRCLE **ONLY ONE** MERIT BADGE **PER FORM**.

- |                                |  |
|--------------------------------|--|
| 1. Camping                     | Requirement 5E, 7B, 8D, 9A & B                 |
| 2. Cit. in the Nation          | Requirement 5, 7                               |
| 3. First Aid                   | Requirement 5                                  |
| 4. Geocaching                  | Requirement 8                                  |
| 5. Reptile and Amphibian Study | Requirement 8                                  |
| 6. Whitewater Rafting          | Requirement 3                                  |
| 7. Wilderness Survival         | Requirement 6 *Only if under Fire Restrictions |

Scoutmaster (or rep) Signature \_\_\_\_\_ Date: \_\_\_\_\_

# MERIT BADGE PREREQUISITE PROOF

**Below is an outline for merit badges that require proof of completion beyond the simple merit badge prerequisite form. Most of these require writing an essay that will be turned into their merit badge instructor at camp.**

## **Camping Requirement 5E, 7B, 8D, 9A & B**

- Only the merit badge prerequisite form is required

## **Cit. in the Nation Requirement 5, & 7**

- Requirement 5: for this requirement you will either watch the national evening news for five days in a row OR read the front page of a major daily newspaper for five days in a row. In an essay list at least 6 topics that were discussed, chose one topic write about the topic summarizing the issue and explain how the issue affects you and your family. This essay is to be turned into your merit badge instructor at camp.
- Requirement 7: for this requirement visit two places from the list, and then write an essay at least one page long describing where you visited, what you saw, and what you learned. This essay is to be turned into your merit badge instructor at camp.

## **First Aid Requirement 5, First Class or above**

- Requirement 5: for this requirement, list all items in the first-aid kit you have prepared for your home and describe why each item is in the first-aid kit. With an adult leader, inspect your troop's first-aid kit. Evaluate it for completeness. Report your findings to your counselor and Scout leader.

## **Geocaching Requirement 8**

- For this requirement choose one of the four options. Write an essay of the requirement you selected explaining what you did and what you learned from it. If you choose a requirement that has you place something and track online through [www.geocaching.com](http://www.geocaching.com) then print the online log and attach to the essay. This essay is to be turned into your merit badge instructor at camp.



## **Reptile and Amphibian Study Requirement 8**

- For this requirement write an essay at least one page long explaining which option you chose, what you had to do, what you learned from the process, what you saw, and what environmental factors can cause problems. This essay is to be turned into your merit badge instructor at camp.

## **Whitewater Rafting Requirement 3**

- Only the merit badge prerequisite form is required

## **Wilderness Survival Requirement 6**

- Some summers we are placed under fire restrictions and are unable to complete req. 6 of Wilderness Survival. If you can verify that your Scout has completed this requirement outside of camp, please complete the pre req form.

# CAMP CONTACT INFORMATION

## **Camp Whitsett Website**

[www.campwhitsett.org](http://www.campwhitsett.org)

**Camp Whitsett Phone Number**  
**(Summer Only June 22<sup>nd</sup> to July 23<sup>rd</sup>)**  
(760) 376-6469

**Council Camping Registrar**  
(818) 933-0130

**WLACC Camping Department Email**  
[camping@bsa-la.org](mailto:camping@bsa-la.org)

**Shipping Address Format**  
Scout Week #, Troop # Scout Name  
Camp Whitsett HC1, Box 105  
Kernville, CA 93238  
(USPS or UPS Recommended)

**WLACC Office Address**  
Western Los Angeles County Council 16525  
Sherman Way, Unit C-8  
Van Nuys, CA 91406  
(Please add Registration number to checks)

**Camping Department**  
Ariel Annis (818) 933-0131  
[Ariel.annis@scouting.org](mailto:Ariel.annis@scouting.org)



*Camp Whitsett is in partnership and operating under a special use permit with the Sequoia National Forest in the Giant Sequoia National Monument. The rules of acceptance and participation in the program are the same for everyone without regard to race, color, national origin, age, sex, or handicap.*